

washroom ranges

Modular soap



Liquid, spray, foam soap or gels – this multi-purpose dispenser works with more hand care products than any other on the market, and uses interchangeable pumps to allow perfect dispensing of a variety of products. You can also choose to dispense soap from a refillable reservoir, or fit disposable soap cartridges or pouches. The clever 'arm-lever-free' design reduces SKUs, minimises dirt traps and makes the dispenser much more durable.

This product can be locked to your product, meaning clients can only use your soap brand when you provide them with our dispensers (more details on request).

- Adaptable dispenser, giving you total product flexibility
- New, more durable design offers a long-lasting investment
- Lockable to your products – so clients continually invest in your brand



refillable reservoir



disposable pouch and pump

The Modular soap's translucent window and large graphics area, for your logo, offer you the ability to customise the dispenser with your washroom, kitchen, commercial environment or Modular suite.

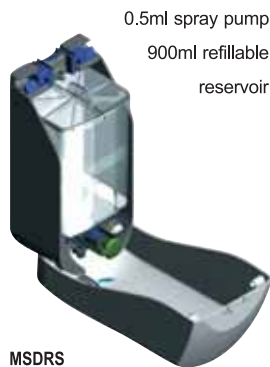
You can choose to purchase the Modular soap dispenser from Brightwell as a finished product. Alternatively, each module (pump, cartridge, enclosure) is available individually, offering you the ability to maintain your own stock and assemble dispensers to order.

refillable reservoir with permanent pump



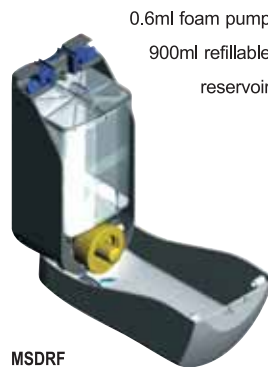
adjustable
1-2ml pump
900ml refillable
reservoir

MSDRL




0.5ml spray pump
900ml refillable
reservoir

MSDRS



0.6ml foam pump
900ml refillable
reservoir

MSDRF



1, 2 & 3ml touch-free
electronic pump
650ml refillable
reservoir

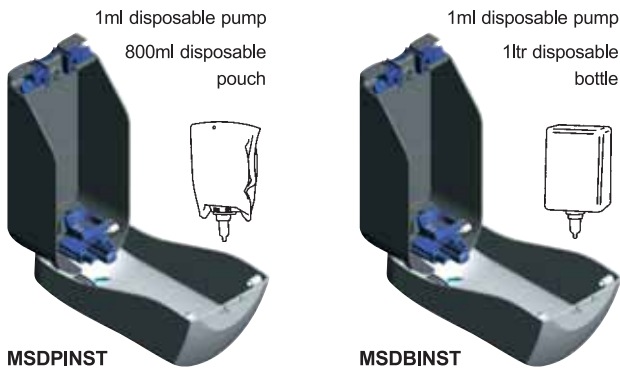
MSDRE

washroom ranges



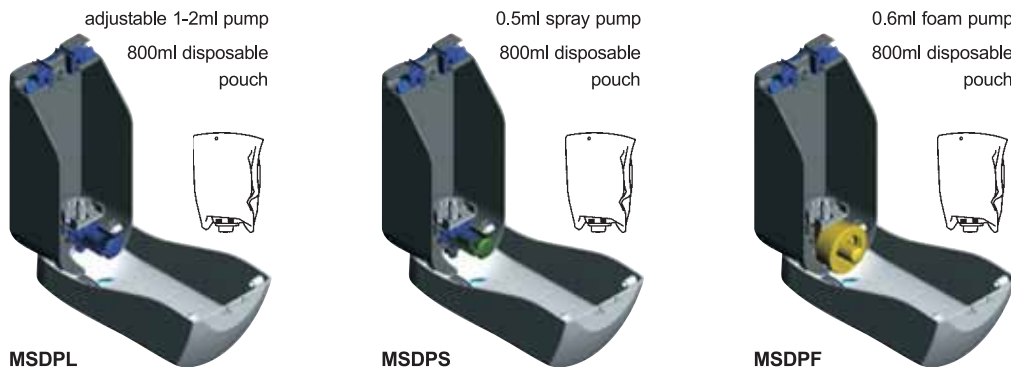
An institutional version is also available offering a completely disposable pump and cartridge or pouch that is ideally suited for situations where total disposability is preferred.

disposable institutional cartridge with disposable pump*



* Exclusivity can be introduced when using the disposable pouch option to inhibit the use of competitor products (details on request).

disposable pouch with permanent pump*



suitability	soap and institutional (disposable) pump - flowable liquid soaps, gels and creams foam and spray - liquids with a viscosity of between 1 - 20cps
capacity	refillable reservoir - 900ml, disposable pouch - 800ml, disposable bottle - 1000ml
pump	soap/spray/foam - acetal pump with viton seals institutional - vitaprene dispensing tube with polypropylene valve components soap - 2ml shot size (1ml available on request) spray - 0.5ml shot size (0.25ml available on request) foam - 20ml foam shot (0.6ml liquid) institutional - 1ml shot size (maximum, dependant on product viscosity)
materials	ABS cover and window, glass filled polypropylene backplate polypropylene refillable reservoir/lid institutional - disposable LDPE bottle or LLDPE/PET pouch and integral pump
colour	cover - white (chrome and other solid or translucent colours available on request) backplate - white or grey window - translucent blue, red, green, yellow, orange and grey
options	lock button, permanently fixed pump institutional - exclusive pouch to dispenser
standard pack	one dispenser per carton, including - fixing screws, wall plugs, adhesive pad, key and instructions keyless push button,
dimensions (mm)	H250 x W115 x D115 logo (max) - H75 x W75
weight (approx.)	fixed pump refillable/institutional - 0.6kg fixed pump pouch - 0.5kg
order reference	refillable liquid, spray, foam, touch-free - MSDRL MSDRS MSDRF MSDRE pouch liquid, spray, foam - MSDPL MSDPS MSDPF bottle institutional dispenser - MSDBINST pouch institutional dispenser with or without exclusivity - MSDPINST